

# Second 2011 Wikipedia Editor Survey

December 2011

Wikimedia Foundation

## SURVEY TOPLINE

This document contains a summary report of the survey responses to the December 2011 Editor Survey.

## Table of Contents




<b>INTRODUCTORY QUESTIONS.....</b>	<b>2</b>
<b>SECTION I: PARTICIPATION AND CONTRIBUTION .....</b>	<b>8</b>
<b>SECTION II: TECHNOLOGY AND NETWORKING: .....</b>	<b>16</b>
<b>SECTION III: WIKIPEDIA COMMUNITY.....</b>	<b>18</b>
<b>SECTION IV. WIKIMEDIA FOUNDATION, CHAPTERS AND BOARD.....</b>	<b>29</b>

- Note:
1. Responses to some questions were excluded due to incomplete data.
  2. Open-ended responses are excluded from the topline, for privacy reasons.













## INTRODUCTORY QUESTIONS

---

**D1. Thank you for agreeing to participate in the Editors Survey. Did you participate in the April 2011 Wikipedia Editors Survey?**

#	Answer		%
1	Yes		17%
2	No		58%
3	I can't remember		25%
	Base: 6,646	6,64666	100%



**D2b. In what year did you start contributing to Wikipedia?**

#	Answer		%
1	2000		0.004%
2	2001		0.004%
3	2002		1%
4	2003		2%
5	2004		6%
6	2005		10%
7	2006		13%
8	2007		12%
9	2008		12%
10	2009		13%
11	2010		13%
12	2011		17%
	Base: 6,589		100%

**D3. Since you started editing Wikipedia, approximately how many edits have you made? (Please don't include changes made using bots.)**

Edits	Percentage
0-10	16%
11-50	12%
51-100	6%
101-1000	24%
1001-5000	19%
5000+	24%
Base: 6,227	100%








**D3a. Did you make any anonymous edits in Wikipedia before you registered as a user or set up an account?**

#	Answer		%
1	Yes		59%
0	No		41%
	Base: 6,657		100%

**D3a1. How many anonymous edits did you make before you registered as a user or set up an account?**

Edits	Percentage
1-5	26%
6-10	20%
11-50	30%
51-100	12%
101-1000	11%
1000+	2%
Base: 2,548	100%

**D3b. What prompted you to set up a user (i.e. a login) account for editing? Please choose all those that apply.**

#	Answer		%
1	I wanted to track my edit history.		54%
2	I wanted other editors to be able to see my contributions.		38%
3	It made it easier for other editors to contact me.		33%
4	I wanted to interact more frequently with other editors.		24%
5	I wanted to have a watchlist of articles that I could follow.		49%
6	I wanted the ability to set up my browsing, editing and other preferences in my account.		41%
7	I wanted to create a new article.		54%
Base: 6,378			

## D5. In which country do you live?



(Top 20 countries shown)

#	Answer		%
24	Deutschland (de)		14%
96	United States (us)		13%
84	Россия (ru)		10%
48	Italia (it)		7%
34	France (fr)		6%
49	日本 (ja)		4%
35	United Kingdom (uk)		4%
78	Polska (pl)		4%
31	España (es)		3%
14	Brasil (br)		2%
16	Canada (ca)		2%
95	Україна (ua)		2%
45	India/□□□□ (in)		2%
44	إِسْرَائِيل/יִשְׂרָאֵל (il)		2%
5	Österreich (at)		2%
85	සැසැල්ල සැසැල්ල (sa)		1%
86	Sverige (se)		1%
69	México (mx)		1%
70	Nederland (nl)		1%
79	Portugal (pt)		1%
	Base: 6560		






## D6. Is there a Wikimedia Chapter in that country?

#	Answer		%
1	Yes		51%
2	No		4%
3	I don't know		46%
	Base: 6,660		100%

### D6a. Are you a member of the local Wikimedia Chapter?

#	Answer		%
1	Yes		15%
2	No		85%
	Base: 3,363		100%

### D6b. Why are you not a member of the local Wikimedia Chapter?

#	Answer		%
1	I am not interested in chapter activities.		11%
2	I see no benefit in being a member.		10%
3	I don't have enough information about the chapter.		32%
4	I am only interested in editing.		31%
5	Other, please specify:		15%
	Base: 2,830		100%

**D7. What is/are your primary language(s)? Please choose all that apply.**

(Top 10 shown)

Language	Percentage
(ar)	2%
(de)	19%
(en)	53%
(es)	13%
(fr)	12%
(he)	2%
(it)	9%
(ja)	4%
(nl)	2%
(pl)	5%
(pt)	4%
(ru)	15%
(uk)	2%
Base: 6,336	

**D8. We are interested in learning about your proficiency with computers and computer applications. Below is a list of proficiency levels. Please choose one that describes you the best.**

#	Answer	%
1	I am not very comfortable using a computer.	1%
2	I use my computer to read email, browse the Internet and use word processors.	8%
3	I can download and set up files and applications on my computer.	56%
4	I can program and create my own applications	35%
	Base: 6,638	100%

## SECTION I: PARTICIPATION AND CONTRIBUTION

---

**Q1a. Which language versions of Wikipedia do you CONTRIBUTE to? Please choose all that apply.**

(Top 5 shown)

Language	Response Percentage
en	63%
de	20%
fr	14%
es	13%
it	9%
Base: 6,361	

**Q1b. Which language version of Wikipedia do you PRIMARILY CONTRIBUTE to? Please choose ONE.**

(Top 5 shown)

Language	Response Percentage
en	30%
de	14%
ru	14%
es	8%
fr	8%
Base: 4,566	



**Q2a. Which language versions of Wikipedia do you READ?  
Please choose all that apply.**

(Top 5 shown)

Language	Response Percentage
en	86%
de	29%
fr	24%
es	20%
it	14%
Base: 6,289	

**Q2b. Which language version of Wikipedia do you PRIMARILY  
READ? Please choose ONE.**

(Top 5 shown)

Language	Response Percentage
en	38%
de	14%
ru	12%
fr	7%
it	6%
Base: 5,470	

**Q3. What is your user access level? Please choose all that apply.**

#	Answer		%
1	Unregistered user (no account)		4%
2	Registered user (basic account, with or without rollbacker, review status, etc.)		95%
3	Administrator		7%
4	Bureaucrat		1%
5	Steward		0%
6	Checkuser		2%
7	Oversighter		2%
	Base: 6,647		

**Q4a. We are interested in finding out more about your recent participation in Wikipedia and the Wikipedia community. For each activity, please indicate how often you have participated in the following activities in the last 30 days.**

#	Question	Not at all	Seldom	Sometimes	Often	Very often	Base
1	I write new articles.	28%	23%	26%	13%	10%	6,487
2	I add content to existing articles.	9%	14%	29%	26%	22%	6,538
3	I fix formatting, spelling/grammar, or make other minor edits to articles.	8%	14%	29%	26%	23%	6,530
4	I do translation work.	49%	21%	17%	8%	6%	6,418

5	I patrol for vandalism, copyright violations, or other problems with articles.	40%	20%	20%	11%	9%	6,402
6	I answer readers' questions and complaints.	60%	18%	14%	5%	3%	6,364
7	I resolve disputes among volunteers (e.g. mediation, arbitration).	78%	13%	6%	2%	1%	6,352
8	I organize or help events, workshops, meet-ups, or annual Wikimania conferences.	91%	4%	2%	1%	1%	6,366
9	I do public outreach or advocacy outside the Wikipedia community.	65%	14%	11%	6%	4%	6,365
10	I do technical work such as maintaining servers or software.	94%	3%	1%	1%	1%	6,340
11	I participate in chapter work.	87%	6%	4%	2%	2%	6,325

12	I participate in discussions about articles.	29%	27%	27%	12%	5%	6,438
13	I develop or maintain policies, guidelines and similar community processes.	74%	13%	8%	3%	2%	6,368

**Q4b. Below is a similar list of activities. Please indicate how often you have participated in the following activities in the last 30 days.**

#	Question	Not at all	Seldom	Sometimes	Often	Very often	Base
1	I upload or edit media, images, maps, etc.	47%	19%	19%	9%	5%	6,477
2	I conduct quality review and assess articles for featured-article selection.	74%	13%	8%	3%	2%	6,409
3	I participate in deletion processes such as speedy deletion, proposed deletion and articles for deletion discussion.	60%	18%	13%	5%	4%	6,435
4	I work on the help desk or do other work to welcome new editors.	79%	11%	6%	2%	1%	6,393
5	Other	77%	2%	5%	7%	10%	2,501







**Q6. Below is a list of tools available for editors. For each one, please tell us whether you find it useful.**

#	Question	I am not aware of this tool.	It is a useful tool.	It makes no difference.	It is not useful at all.	Base
1	WikiLove	76%	10%	9%	5%	6,509
2	Article Feedback Tool	67%	18%	10%	5%	6,505

**Q7a. Thinking about THIS YEAR (2011), how active were you on Wikipedia compared to the previous year (2010)? Please choose one.**

#	Answer		%
1	I was less active on Wikipedia in 2011 compared to 2010.		30%
2	There was no change in my activity level.		30%
3	I was more active on Wikipedia in 2011 compared to 2010.		41%
	Base: 3,890		100%






**Q7b. Why did you become less active on Wikipedia? Please choose all that apply.**

#	Answer		%
1	I don't have time.		59%
2	I spend more time on other online activities like Facebook, blogging, Twitter etc.		23%
3	I spend more time on other offline activities like reading, spending time with my family and friends etc.		44%
4	It is a waste of my time since my edits will be reverted or deleted.		12%
5	I think I don't have enough expertise to contribute.		9%
6	Other people are doing it, so I don't have to do it.		7%
7	I don't want to edit the work of other editors.		3%
8	I am happy to read, and I don't feel the need to contribute.		10%
9	I choose not to spend my time editing.		15%
10	I don't edit because of conflicts with other editors.		15%
11	The rules and guidelines for editing have become too complicated.		17%
12	There isn't enough interaction or communication with other editors.		8%
13	I keep getting warnings and other kinds of discouraging notifications.		8%
14	I spend more time on school and/or academic work.		34%
15	I don't think it needs more content.		3%
16	Other		26%
	Base: 1,150		



## SECTION II: TECHNOLOGY AND NETWORKING:

---

**Q8a. Below is a list of electronic devices some people own. Which of the following do you own?**






#	Answer		%
1	A desktop computer		77%
2	A laptop computer or netbook		76%
3	A tablet device such as an iPad		13%
4	A mobile or cellular phone		85%
5	An MP3 player such as an iPod		45%
6	None of the above		0%
Base: 6,638			

**Q8b. Do you own a smart phone such as an iPhone, Android, or Blackberry?**






#	Answer		Response	%
1	Yes		2,443	44%
2	No		3,165	56%
Base: 5,608				100%



**Q8c. Below is a similar list of electronic devices. Which of these do you use to EDIT Wikipedia? Please choose all that apply.**

#	Answer		%
1	A desktop computer		74%
2	A laptop computer or netbook		67%
3	A tablet device such as an iPad		4%
4	A mobile or cellular phone		5%
5	An MP3 player such as an iPod		1%
6	None of the above		0%
Base: 6,583			

**Q8d. Below is a similar list of electronic devices. Which of these do you use to READ Wikipedia? Please choose all that apply.**











#	Answer		Response	%
1	A desktop computer		5,195	79%
2	A laptop computer or netbook		4,848	74%
3	A tablet device such as an iPad		822	13%
4	A mobile or cellular phone		2,628	40%
5	An MP3 player such as an iPod		346	5%
6	None of the above		11	0%
Base: 6,582				

### SECTION III: WIKIPEDIA COMMUNITY

**Q17. We are interested in finding out how you would describe fellow editors. Below is a list of words to describe editors within the Wikipedia community. Please choose the TOP TWO words that describe Wikipedia editors.**

	Percentage
<b>Helpful</b>	38%
<b>Friendly</b>	28%
<b>Collaborative</b>	49%
<b>Rude</b>	7%
<b>Unfriendly</b>	13%
<b>Intelligent</b>	37%
<b>Dumb</b>	5%
<b>Arrogant</b>	23%
Base: 6,276	

**Q18a. Below is a list of interactions/experiences editors may have with others within the Wikipedia community. For each one, please tell us if you have had this interaction/experience IN THE PAST THREE MONTHS.**

#	Answer		%
1	Another editor adding content/photos to an article you are working on		51%
2	Having inaccurate material added to an article you started		32%
3	Getting a barnstar or similar award from another editor		14%
4	Having your article(s) selected as featured article(s)		6%
5	Having other editors fix grammatical errors in article(s) you started		54%
6	Having other editors add content to article(s) you started		66%
7	Having your picture(s) used in articles		30%
8	Having your content reused		23%
9	Having others compliment you on your edits/articles		37%
10	Article(s) making it to the front page		12%
	Base: 4,835		

**Q18b. Below is a similar list of interactions/experiences editors may have with others within the Wikipedia community. For each one, please tell us if you have had this interaction/experience IN THE PAST THREE MONTHS.**

#	Answer		%
1	Having your edits reverted without any explanation		36%
2	Having your edits reverted, but with an explanation		48%
3	Having an article that you were working on deleted		21%
4	Being looked down on by more experienced editors		26%
5	Argument(s) with editors on discussion pages or elsewhere		51%
6	Other editors pushing their point of view		46%
7	Having offensive or inaccurate material added to articles you were working on		29%
Base: 4,328			

**Q19. Below is a shorter list of interactions you have had within Wikipedia community. For each one, please tell us the degree to which it affects your overall experience editing Wikipedia.**



#	Question	This makes me less likely to continue editing Wikipedia.	This does not affect my likelihood to edit Wikipedia.	This makes me more likely to continue editing Wikipedia.	Base
1	Another editor adding content/photos to an article you are working on	9%	40%	51%	2,440

2	Having inaccurate material added to an article you started	29%	55%	16%	1,489
3	Getting a barnstar or similar award from another editor	11%	37%	52%	657
4	Having your article(s) selected as featured article(s)	10%	37%	53%	282
5	Having other editors fix grammatical errors in article(s) you started	4%	44%	52%	2,473
6	Having other editors add content to article(s) you started	18%	37%	44%	3,022
7	Having your picture(s) used in articles	6%	33%	61%	1,327
8	Having your content reused	14%	35%	51%	1,054
9	Having others compliment you on your edits/articles	5%	28%	67%	1,711



10	Article(s) making it to the front page	10%	34%	56%	553
11	Having your edits reverted without any explanation	49%	32%	18%	1,518
12	Having your edits reverted, but with an explanation	26%	57%	17%	1,983
13	Having an article that you were working on deleted	47%	36%	18%	891
14	Being looked down on by more experienced editors	64%	29%	6%	1,069
15	Argument(s) with editors on discussion pages or elsewhere	20%	52%	28%	2,089
16	Other editors pushing their point of view	45%	37%	17%	1,902

17	Having offensive or inaccurate material added to articles you were working on	25%	42%	33%	1,238
----	---	-----	-----	-----	-------



**Q20a. If you had to choose, which of these would you agree with:**

#	Answer		%
1	The feedback from other editors through reverts, discussions, etc. has helped me become a better editor.		79%
2	The feedback from other editors through reverts, discussions, etc. has been a bad experience for me.		21%
	Base: 6,161		100%

**Q21. Did you know that some users receive warning messages on their talk page from 'bots'? (Bots are automated or semi-automated tools that carry out repetitive and mundane tasks to maintain Wikipedia).**

#	Answer		%
1	Yes		75%
2	No		25%
	Base: 6,592		100%






**Q21a. If you had to choose, which of these would you agree with:**

#	Answer		%
1	Warning messages from bots (on my talk page) make me less likely to edit.		14%
2	Warning messages from bots (on my talk page) don't affect my editing.		86%
	Base: 4,831		100%

**Q22a. Have you asked fellow editors for help on any of the following topics?**

#	Question	Yes	No	Base
1	Editorial policy	33%	67%	6,354
2	Technical help, including Wiki Mark Up, multi-media etc.	36%	64%	6,366
3	Asking others to edit an article that you are working on or interested in	36%	64%	6,330
4	Reference related questions	30%	70%	6,266
5	Content related questions	41%	59%	6,342

**Q22b. Thinking about the last time you asked a fellow editor for help, how happy were you with the help you received?**











#	Answer		%
1	Extremely happy		15%
2	Very happy		49%
3	Neither happy nor unhappy		31%
4	Very unhappy		3%
5	Extremely unhappy		2%
	Base: 4,050		100%












**Q23. Below, we list some problems that have been identified with Wikimedia culture. Please pick the THREE most important problems that have affected you personally, making it harder for you to edit.**

#	Answer		%
1	Too many rules and policies		41%
2	Editors who feel like they "own" specific articles and don't want others to contribute to them		46%
3	The editing interface is hard to use		25%
4	Editors who are not fun to work with		39%
5	The software for doing maintenance tasks (such as patrolling and fighting vandalism or spam) is too hard to use		16%
6	Lack of support from other editors		30%
7	Lack of access to research materials like scholarly articles and books		39%
8	Criticism of you and your work, including reverts and deletions		28%
9	Warning messages on your talk page		10%
10	Harassment by other editors		16%
	Base: 5,962		



**Q24. Below are some changes that might make it easier for you to contribute. Please pick THREE that would help you the most.**

#	Answer		%
1	Policies and rules were simpler		40%
2	Editors are persuaded to behave better or unpleasant ones are banned		37%
3	The editing interface was more user friendly		33%
4	Real-time access to editors who could help you if you were stuck		22%
5	Software for doing maintenance tasks (such as patrolling, fighting vandalism, spam) were easier to use		18%
6	Editors who stalk and seriously harass others were banned		31%
7	Improved or free access to research materials like scholarly articles and books		45%
8	More praise/thanks from other editors		26%
9	Feedback from others that would help you learn from your mistakes		30%
10	Access to a mentor, coach or guide		20%
	Base: 6,176		





**Q25. Below is a list of levels of engagement editors have with Wikipedia. Please select ALL that apply.**

#	Answer		%
1	I understand what is expected from me		44%
2	I am provided with the tools and materials I need to work well		37%
3	I have the opportunity to do what I do best		52%
4	Someone cares about me as a person		15%
5	I feel my opinion counts		41%
6	The mission of Wikipedia makes me feel that my work is important		64%
7	My fellow volunteers are committed to doing quality work		42%
8	There is somebody in the Wikipedia community who seems committed to helping me do good work		24%
9	The decisions I have made as part of the community feel fair		36%
10	I would recommend a friend to get involved in Wikipedia		61%
	Base: 5,805		



**Q29. Are you aware that the number of active Wikipedia editors (i.e. those who edit frequently) has fallen in the recent years?**

#	Answer		%
1	Yes		45%
2	No		55%
	Base: 6,538		100%

**Q29a. We are interested in your opinion about what can be done to increase number of contributors to Wikipedia. Please select all of the statements that you agree with.**

#	Answer		%
1	I feel that it is important to increase the number of editors to ensure Wikipedia is successful in the future.		55%
2	I believe that research can help figure out how to retain and attract new editors to Wikipedia.		47%
3	I feel that the community needs to take action to create a better environment to RETAIN CURRENT editors.		76%
4	I feel that the community needs to take action to create a better environment to ATTRACT NEW editors.		72%
Base: 2,876			

**Q29b. Are you aware of the gender divide that exists in the Wikipedia editing community?**

#	Answer		%
1	Yes		39%
2	No		61%
Base: 6,576			100%

## SECTION IV. WIKIMEDIA FOUNDATION, CHAPTERS AND BOARD



**Q30. We are interested in your opinion on how the Wikimedia Foundation should spend money. If you donated 100 dollars to the Foundation, how would you like the foundation to allocate money for the following? (Please ensure that all the responses add up to \$100.)**

#	Answer	Average Value	Standard Deviation
1	Technical operations (more operations staff, new caching servers, performance metrics, uptime)	26.71	25.68
2	Technical features development for EXPERIENCED editors	10.40	12.76
3	Technical features development for NEW editors	13.61	14.34
4	Technical features development for READERS	9.75	12.69
5	Community work aimed at attracting/supporting editors globally	9.53	13.43
6	Community work aimed at attracting/supporting editors in Global South	5.26	9.48
7	Community work aimed at attracting/supporting editors in my country	6.55	12.22
8	Grantmaking to Wikimedians or groups like other non-profits	5.45	10.86
9	Support for other sister projects, not just Wikipedia	6.96	10.90
10	Other	5.79	19.97
	Base: 6,702		




**Q31. Have you ever sought or received information from the Wikimedia Foundation?**

#	Answer	%
1	Yes	28%
2	No	72%
	Base: 6,635	100%







**Q31a. Are you happy with the quality of information you received from the Wikimedia Foundation?**

#	Answer		%
1	Yes		82%
2	No		18%
	Base: 1,866		100%



**Q32. Have you ever voted in the Wikimedia Foundation Board of Trustees elections?**

#	Answer		%
1	Yes		12%
2	No, but I am aware of the elections		41%
3	No, I am not aware of the elections		47%
	Base: 6,631		100%




**Q32a. Why have you never voted in the elections for the Wikimedia Foundation Board of Trustees? Please choose all that apply.**

#	Answer		Response	%
1	I missed the deadline.		237	9%
2	I felt I didn't have enough information about the Wikimedia Foundation to make a good decision.		1,092	40%
3	I felt I didn't have enough information about the candidates to make a good decision.		1,404	52%
4	I wanted to vote but was not eligible.		314	12%
5	I was not interested.		1,036	38%
6	Other		151	6%
	Base: 2,714			


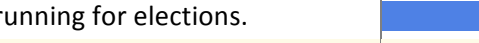
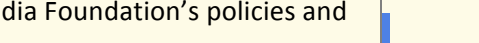

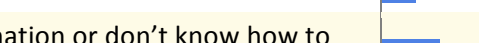

**Q33. Now that you know about the elections for the Wikimedia Board of Trustees, would you be interested in voting in these elections in future?**

#	Answer	Response	%
1	Yes		1,685 55%
2	No		1,393 45%
	Base: 3,078		100%

**Q34. Have you ever run, or would you like to run, for the Wikimedia Foundation Board of Trustees?**

#	Answer	%
1	Yes	 12%
2	No, I'm not interested	 68%
3	No, I'm not eligible	 20%
	Base: 6,576	100%

**Q34a. Why are you not interested in running in the Wikimedia Foundation Board of Trustees' elections?**

#	Answer	%
1	I missed the deadline.	 0.004%
2	I am not interested in running for elections.	 56%
3	I disagree with Wikimedia Foundation's policies and practices.	 2%
4	I think I can't make a difference even if I am elected.	 10%
5	I don't have the information or don't know how to run for elections.	 17%
6	Other	 14%
	Base: 4,450	100%

**Q35a. On a 0-10 scale with 0 being NOT AT ALL GOOD and 10 being EXTREMELY GOOD, how would you rate your own performance, in contributing to the Wikimedia movement?**

0	1	2	3	4	5	6	7	8	9	10	NA	Base	Mean
174	288	350	442	345	844	606	939	1,005	378	288	836	6,495	5.73

**Q35b. On a 0-10 scale with 0 being NOT AT ALL GOOD and 10 being EXTREMELY GOOD, how would you rate the performance of Wikimedia volunteers overall, in contributing to the Wikimedia movement?**

0	1	2	3	4	5	6	7	8	9	10	NA	Base	Mean
118	127	138	200	214	657	524	1,032	1,350	682	491	903	6,436	6.75

**Q35c. On a 0-10 scale with 0 being NOT AT ALL GOOD and 10 being EXTREMELY GOOD, how would you rate the performance of the Wikimedia Foundation, in contributing to the Wikimedia movement?**

0	1	2	3	4	5	6	7	8	9	10	NA	Responses	Mean
77	76	105	130	183	597	429	765	1,005	651	561	1,823	6,402	6.95

**Q35d. On a 0-10 scale with 0 being NOT AT ALL GOOD and 10 being EXTREMELY GOOD, how would you rate the performance of the Wikimedia chapters, in contributing to the Wikimedia movement?**






0	1	2	3	4	5	6	7	8	9	10	NA	Responses	Mean
135	104	147	190	207	653	402	587	546	322	263	2,796	6,352	6.04





## D9. How old are you?

Age Group	Percentage
17 & Under	11%
18-21	13%
22-29	25%
30-39	21%
40+	30%
Base: 6,318	

## D10. What is the highest level of education you have completed?

#	Answer		%
1	Primary education (elementary, primary, middle school or junior high school, etc.)		9%
2	Secondary education (high school, A-levels, apprenticeship, etc.)		25%
3	Tertiary education undergraduate (diploma, associate's degree, bachelor's degree)		30%
4	Graduate education (master's)		27%
5	Graduate education (doctorate)		10%
	Base: 6,564		100%

## D11. Are you currently enrolled in school or university?

#	Answer		%
1	Yes		40%
2	No		60%
	Base: 6,528		100%

## D12. Are you employed?

#	Answer		%
1	Yes, I am working full-time.		46%
2	Yes, I am working part-time.		15%
3	No, I am not currently employed.		39%
	Base: 6,511		100%

## D13. Are you married, do you have a partner, or are you single?

#	Answer		%
1	I am married.		27%
2	I have a partner, but I am not married.		19%
3	I am single.		54%
	Base: 6,454		100%

## D14. Do you have children?

#	Answer		%
1	Yes, I have children.		25%
2	No, I don't have children.		75%
	Base: 6,443		100%

## D15. What is your gender?

#	Answer		%
1	Male		90%
2	Female		9%
3	Transsexual		0%
4	Transgender		1%
	Base: 6,503		100%

**D16. We are interested in the interactions that women have within the Wikipedia community. Below is a list of unpleasant experiences some female editors might have had. Please mark if you have PERSONALLY had any of these experiences. Please choose all that apply.**

#	Answer	Response	%
1	I have received too much attention.	22	4%
2	I was stalked online.	34	6%
3	Someone tried to contact me unnecessarily outside Wikipedia.	39	7%
4	Someone tried to meet me in person.	29	5%
5	Someone used my image without my permission.	14	2%
6	Someone left inappropriate messages for me, or comments about me, in userspace or elsewhere on Wikipedia.	67	12%
7	Someone tried to flirt with me.	25	4%
8	Other, please specify:	58	10%
9	None of the above	431	75%
Base: 578			